



Imagine what's possible

e-SliM:

Panoramic fire and a small built-in depth

The innovative e-SliM Linear redefines the high-quality electric fireplace. Thanks to the strikingly low installation depth, you can now install the astonishingly real fire effect that is consisting of light and water vapour in even more places than ever before. Available in 3 widths, for an attractive enrichment of every wall, every concept, at every location. An endless opportunity to play responsibly with fire!

The electric e-SliM Linear has been specially developed for anyone looking for an electric built-in fire with a beautiful panoramic fire view and at the same time a small built-in depth. For example, as part of a modern cine wall setup, for an impressive wall design, or as an extremely stylish alternative in well-insulated homes without a gas connection and flue pipes. The ease of use is also of a high level, thanks to the supplied remote control and Flame Connect App. Due to the choice of 3 different widths, there is always an e-SliM Linear that suits your interior wishes.

Future proof

The e-SliM Linear offers a realistic, dynamic and 100% safe fire view that convinces through the combination of naturally swirling cold water vapour and energy-efficient LED light. Specially developed to fully enjoy a swirling, atmospheric fire, without the limitations of a traditional gas or wood fire. An alternative where fossil fireplaces are not (any longer) desired or allowed.

Minimum consumption and maintenance, maximum ease of use

The power consumption of the fire image is virtually nil due to the energy-efficient LED lighting. In addition, the e-SliM Linear uses a maximum of a few litres of tap water per day (when used continuously). This makes these fires very energy efficient and completely emission-free. Only a regular socket, a (thin) flexible water connection or reservoir with pump are sufficient for the connection. Moreover, maintenance is minimal.

e-SliM Linear Burner - Our latest water vapour technology

The fire image of the new e-SliM Linear has the same origin as that of our e-Matrix fireplaces. The combination of swirling cold water vapour and special (LED) lighting creates 100% safe, fascinating and fully 3-dimensional flames. Unique and always different! Furthermore, the e-Slim Linear has an adjustable multi-colour fire image and top lighting. For a unique and personal image, suitable for any atmosphere or occasion. Or for a traditional fire image, which will surprise many enthusiasts of a wood fire. In addition to eight lighting themes, the colours are also individually adjustable. The lifelike wood decoration with hand-finished ceramic blocks was specially composed for the e-SliM Linear.

Built-in heat

The e-SliM Linear provides heat at the push of a button and also has a built-in thermostat. In addition, the fire is equipped with the patented ComfortSaver technology as standard, whereby the appliance keeps the room at the desired temperature in an energy-efficient manner. You reach the heat through the glass of the fireplace, which creates a pleasant, indirect glow. This heating can be operated separately from the fire image, via the control panel, remote control or app. For extra comfort directly around the fireplace, and as a comfortable additional heating during extra cold days.

Determine your own style and atmosphere with light

Both the colour of the 'flames' and the top lighting in the e-SliM Linear can be set in many colours, matching the desired style or atmosphere. Choose from eight built-in mood lighting themes or create your own favourite. Whatever your choice, thanks to the LED lighting, energy consumption is minimal. The e-SliM Linear can be operated on the fireplace, with the supplied remote control or the specially developed Flame Connect App.

Why opt for the e-SliM Linear?

- Unique three-dimensional fire image
- Adjustable multi-colour top lighting and flame colour
- Energy efficient, 0% emissions, 100% fire image
- No flue gas discharge required
- Installation can be done almost anywhere, low installation depth
- Patented ComfortSaver heating system (max. 2 kW)
- Ultimate ease of use; manually, with remote control or app
- Perfect for use in a Cinewall, for example
- Available in 3 widths, up to more than 2 meters fire image



More information about
the e-SliM Linear?
Scan the QR code.

In short: 100% safe, fascinating and fully 3-dimensional flames. Unique and always different!

LINEAR FIRE




e-Slim | 1200/450 I



DECORATION



Heating functionality:	Yes
Flue material:	-
Watts:	2200 W
Volts:	230-240 V
Water consumption:	0,3 l/h
Water pressure:	0,5-8 Bar
Water connection:	1/2" - 3/4"



Specifications

Exterior dimensions WxHxD in mm
1210 x 800 x 300

Fire display WxHxD in mm
1170 x 440

System
e-Slim burner

Decoration
Log set

Back wall
Back wall smooth steel

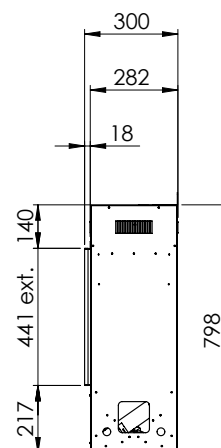
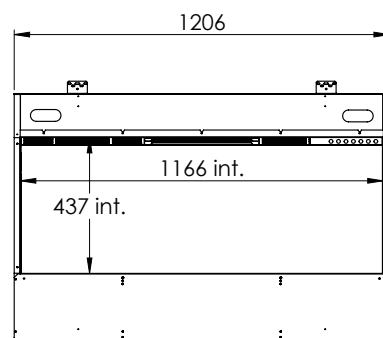
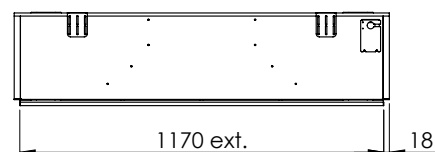
Remote
With Flame Connect app and
Bluetooth remote control

Power
1,3 kW

Operating system
-

Energy label
-

Options (at a surcharge)
Water pump



Imagine what's possible